

14 ——

( )

( )

( )



AAAAA

2000

IPO

2018 5 1  
3 5 1

3000  
2400

A105000

22 "

" " " 155 " " 0 " " 155

3 2020

2020 5 1

11600000

11600000

- 1600000

- 1600000

" "

1020000

1020000

2020

1000

0

1000

A105020

"

" "

" 3000 " - " 0 " - " 2700 " - " 1000 "

- " 2000 " " 1000 2020

2400÷ 3=800

0

800

A105000

26 "

" "

" 0 "

" 800 " " 800

"

"

A105000

22 "

" " " 102 " " 0 " " 102

4 2021

2021 5 1

11600000

11600000

- 1600000

- 1600000

" "

430000

430000

2021

1000

0

1000

A105020

"

" "

" 3000 " - " 0 " - " 2700 " - " 1000 "

- " 3000 " " 1000 2021

2400÷ 3=800

0

800

A105000

26 "

" "

" 0 "

" 800 " " 800

"

"

A105000

22 "

" " " 43 " " 0 " " 43

3

3000

2400

300



34

35

35

6

34

35

" " " "

35

" " " " " " " " " "

1. "

"

183

2. "

"

183

3. "

"

"

"

35

"

"

"

2022 1 1

" " "

4.

" "

35

5.

"

"

" "

34

183

183

30

183

30

2019

" "

1.  
2019

5

6

2019

6

2.

5

6

183

30

3.90

1995 98

5

1

7

1

90

8

1

9

90

90

183

5

5

5

35

183

30

2019-2024

183

30

7

183

8

183

7

183

30

9

"

"

365

183

2004 97

34

24



90 183

35

=

+

=

=

- 1.
- 2.
- 3.
- 4.

"

"

"

"

"

"

30000  
10

2014 11

123 11

40000

20

183

11 äc 3 pMc < b UA Ê!TPI

" " "

"

" "

" "

35

" "

40000

" "

35

$$= 40000+30000 *40000 /70000 *20 /30$$

$$*40000/70000$$

\*20/30

" "

" "

" " " "

1999 241

0.5-3

[1996]214

35 "

35 "

15

35

/

010-57961169





2019 4 15

sj sfgs@audi t. gov. cn

17

100073

"

"

1. \_\_\_\_\_

2. \_\_\_\_\_

3. \_\_\_\_\_

2019 3 15



3 20

"

"

4 1

16%

13%

10%

9%

10%

2021

2018

1 1

2022

2019 1 1

2021

15%



31 10 2019 1 1 2021 12  
1 1

[ 54361e ] 3 10  
[ ] 4 4-6 2019  
7 30 7  
12 31

30 10  
30  
3 [ 19685 ] 1 11 2 9  
9.5  
[ ] 30  
1-3 29.5 30

[ 19407 ] 23  
30  
30 [ ] 30  
30 [ 556s9d ] 3 1  
[ ] 4 3  
1-2  
30



2018

800

"

"

707

"

"

21

2000

"

"

2000 97

"

( )

(

) "

5

2003

204

"

"

2004 39

"

"

2010 107

2015

27

2004 865

2018 57

A 2017

2018 26

B 2018

2018 26

A 2018

2018

CA

2018

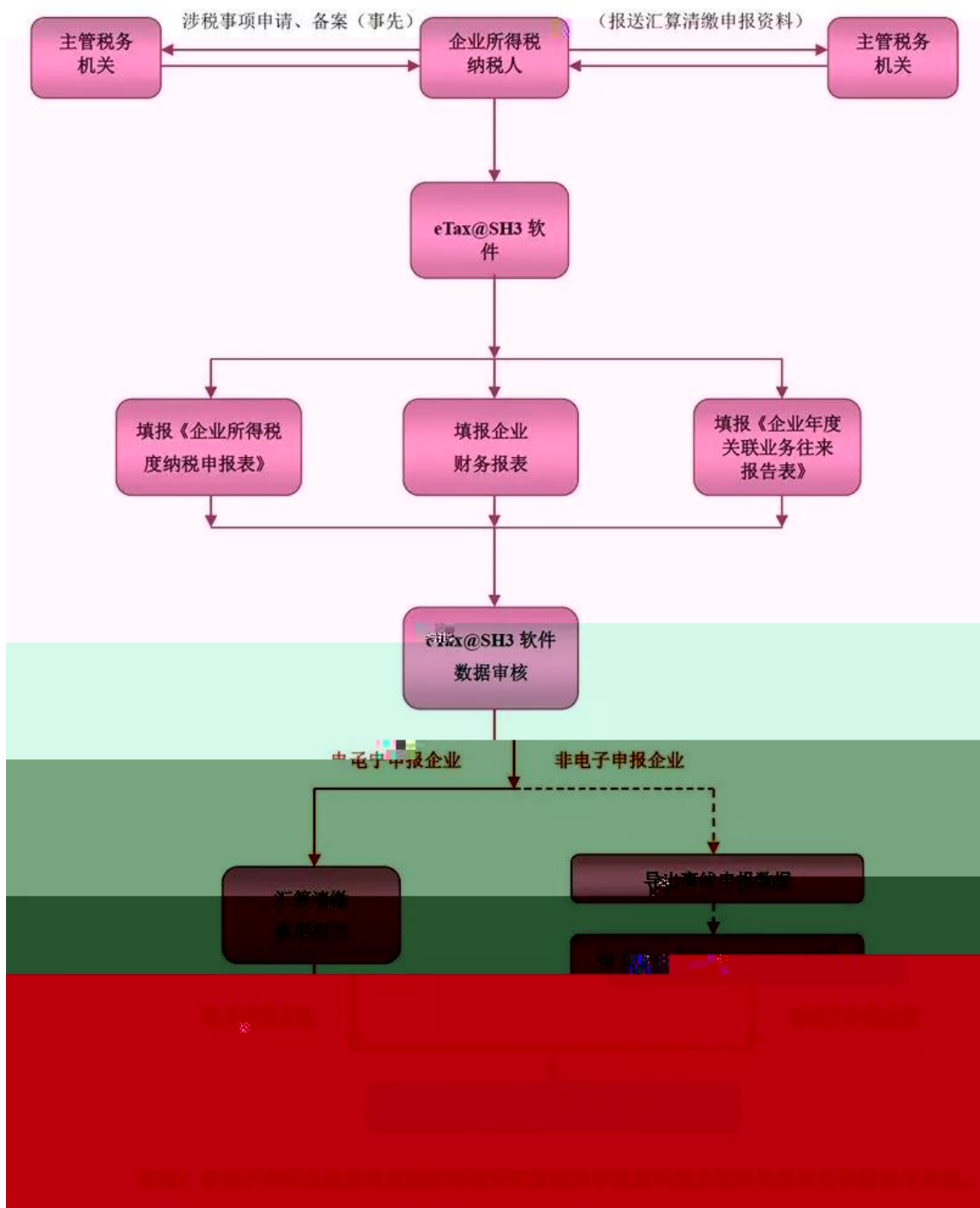
23

"

"

2018 23

2018 23



4 ) 10 ( 2019

2. 10 10

10 10 10

3. ( 2019 20 )

2019 2 1 2020 12 31 ( )

4. ( 2019

4 ) 10

2019 1 1

5. 3% (

2009 9 ) 6%

1 2009 9 ( ) " 6% " ( 2014 57 ) 2014 7

6. 2019 13 10 ( ) " 3% "

2019 13

183

2019 34

1.

183

1 1 2019 24 " " 2019

2. 24 24

24 2 3  
52 156 183

3. " "  
183 " " 2019  
2018 " " 2024 2019  
30 " " 2019  
2013 1 1 2026 8 30

2025 2 1 3 15 183 2013 2018  
" " 2019 2019 2024 183

2025 183 2019 183  
2019 2024 30 2025

2026 2025 30 2025 2 1 3 15  
183 2026

2018 ?

2018 ?

( 2019 13 )  
100 25% 20%  
100 300 50% 20%  
2019 1 1 2021 12 31

2018 ?

2019 2 ) (

2019 2 ) ? ( 100

300

25%

50%

20%

20%

100

360

1

2017

11

2

2017 66

2017 7 1

2017 7 1

360

~~68 # 10 2 4 8 1~~ 1

360

360



2011 78

" "

2019 32

24 ---

98 ---

2

<

> 2

2019 3 14

2

"

"

"

"

"

"

"

3

"

"

"

"

"

"

"

" 20 " " 10 "

"

10

"

"

"

"

"

"

"

"

"

"

"

"

"

"

"

"

"

"

"

"

"

"

"

"

"

"

"

"

"

2016 2 16

80

2019 3 14

<

> 2

3

5

10

10

10

10

10

20

30

20

4 30

4 30

3

3

1

" 5 " " 10 " " 20 " " 30 "

2016 5 1

2005 1 22

27

1996 6 17

1996 19

2019 3 14

<

>

2









" "

" \_ \_ \_ "

" "

" \_ \_ \_ "

" "

" " " "

" " " "

" " " "

" "

" "

" "

" "

" "

" "

" "

" "

" "

" "

"

"

- 1.
- 2.
- 3.
- 4.

" " " "

" " " "

" " " "

" "

" "

“ ”

“ ”  
“ ”



Â —

Ax€đ ŽF >, \_F7VxEmAx€đ äV< P—tRORj 0°\$` Æ < Î E = ‡,°OF <- Ó= 8 à

1 g ° = PAx”đ ŽF >, \_'• 3F=p =%oô yO'D,° !X•j€ú !X•ù• Qà?•1½ 3ç!%oÛ- €AÖËα; JÀ

2•00E+PAx đ ŽF >. '• 3F7• 5Pi#àOq ::Jò0A5•10Ë-PO•PO• I4÷áiK\* Ü C @ 3•y qÑAx đ1¼ Ñ2 3 »M 5Pi#àO} 7 AiK\* Ü Æ »%oÛ



1984 4 24

99 — —

<

>

2019 3 15

“ ” “ ”  
“ ”

1

“ ”  
“ ”  
“ ”  
“ ”  
“ ”  
“ ”

“ ”

"

"

"

"

5

"

"

"

"

"

"

"

"

"

"

2

1"

"

3"

"

2005

1

22

25

2019

3

15

2017

12

4

<

<

>

> 6

"

"

"

"

2

5

2

5

3

70

1

Лт çĕр

5

20

20

10

10

20


2

"

"

15





3.

$$= \div 1+9\% \times 9\%$$

4.

$$= \div \frac{1+3\%}{2016} \times \frac{3\%}{36}$$

2016 36

5

"

" "

"

2019 4 1 2021 12 31

10%

50%

2016 36

2019 3 31

2018 4

2019 3

(

12

)

2019 4 1

2019 4 1

3

10%

=

$\times 10\%$

=

+

-

1.

2.

3.

$\times$

$\div$

2019 4 1

1. 2019 4

50

2. A B

3. 36

4. 36

5. 2019 4 1

2019 3

$$= \times \times 60\%$$

2019 4

1

2019 4 1  
(w@H

2019 3 20

)@3H 2019 14

15                    2019   4   1

2016

2019   3   21



2019   15

2019   3

2016   13   1

6   "   8b

16%   10%

2019   5   1

2016   13   1

2

2016   30

19

2018   17   2017

1. \_\_\_\_\_

2. \_\_\_\_\_

2019   3   21



2019

"   "

2019   81

2019

"

"   "

"

3 20

2019 39

"

"

12366

12366

"

"

12366

12366

"

"

"

"

2019 3 21

2019B

2019 82

39

2019B

"

"

2019

FTP

"

"

2019 3 21

2019

2019 34

2019

:

2019 3 21

2019

2019

100%

100%

:

— —

" "

" "

" "

" "

" "

— —

4 1  
4

5 1

— —

2019

100%

" 3 100"

" "

100%

1.

24

12366

2.

12366

3

3.

" "

100%

4.

" "  
" "

" "

5.

00

6.

" "  
12366

12366

7.

12366

" " " D "

" "

8.

3.0

9.

4 1 5 1

" "

10.

11.

12.

" "



70%

85%

" "

18.

19.

20.

" " " "

2019

2017

2018

2019

37

2017

2018

- 1.
- 2.
- 3.
- 4.

2019 3 11

2019

12

" "

" "



2018

2018

2018

2018

2019

2018

2018 2019

2020

2019 3 1



2019 11

2018 12 29

"

"

"

"

2017 46

"

"

2017

21

2018

31

67

"

"

1. \_\_\_\_\_

2. \_\_\_\_\_

2019 3 1



2019 35

1.

90

90

$$\begin{aligned}
 \text{当月工资薪金收入额} &= \frac{\text{当月境内外工资薪金总额}}{\text{工资薪金总额}} \times \frac{\text{当月境内支付工资薪金数额}}{\text{当月境内外工资薪金总额}} \times \frac{\text{当月工资薪金所属工作期间实际工作天数}}{\text{当月工资薪金所属工作期间公历天数}}
 \end{aligned}$$

2. 90 183  
90 183

$$\text{当月工资薪金收入额} = \frac{\text{当月境内外工资薪金总额} \times \frac{\text{当月工资薪金所属工作期间境内工作天数}}{\text{当月工资薪金所属工作期间公历天数}}}{1}$$

1. 183  
183

$$\text{当月工资薪金收入额} = \frac{\text{当月境内外工资薪金总额} \times \left[ 1 - \frac{\text{当月境外支付工资薪金数额}}{\text{当月工资薪金所属工作期间境外工作天数}} \right]}{1}$$

2. 183  
183

1. 90  
90

2. 90 183  
90 183

= + + +  
- - - × - +  
2022 1 1

1.  
2.  
3.  
6

= [                      ] ÷ 6

1.

2.

15

3.

90

90

183

183

90

183

15

15

2019 1 1

2019 1 1

2019 1 1

059

(88)

1994 148

98 1995

125 1995

155 1995

1996 183

1997 546

1999 241

1999 245

2000 190

2004

97

2005 9

2005 1041

2007 946

:

2019 3 14

级数	全月应纳税所得额	税率	速算扣除数
1	不超过3000元的	3%	0
2	超过3000元至12000元的部分	10%	210
3	超过12000元至25000元的部分	20%	1410
4	超过25000元至35000元的部分	25%	2660
5	超过35000元至55000元的部分	30%	4410
6	超过55000元至80000元的部分	35%	7160
7	超过80000元的部分	45%	15160



2019 34

183 30 183 30

2019

24 24


2019 1 1

2019 3 14

2019 31

2019 1 1 2023 12 31  
2014 23  
2014 25 2019 1 1

2019 3 14



<http://www.zhcpa.cn/>

